


## DISPENSE VALVES SERIES 400



SERIES 400 - SINGLE



SERIES 400 - MANIFOLD

Our solenoid valves Series 400 are high quality products designed to dispense liquids at low pressure.

### TYPICAL APPLICATIONS

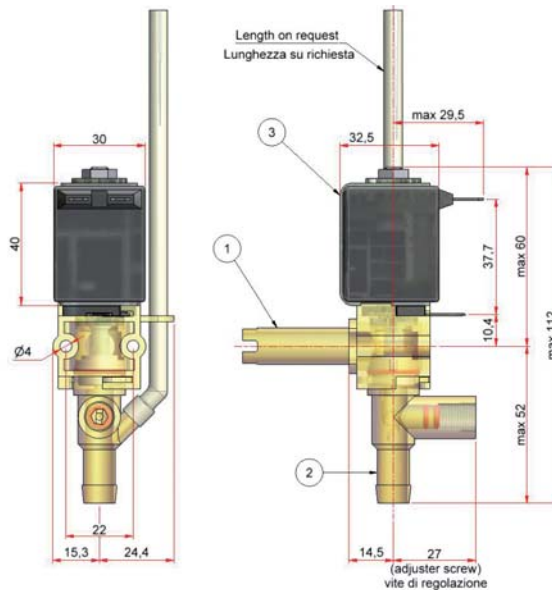
- Food industry;
- Hot and cold beverage vending machines;
- Animal feeding equipment;
- Tank or boiler draining.

### FEATURES

- Direct acting;
- Long term performance capability;
- Adjustable Flow rate ( on adjuster screw versions );
- Complete drainage of valve outlet after shut off ( with breather );
- Easy to assemble and service;
- Coil change without valve removal, coil can be mounted at 90°/180°;
- Special material to inhibit scale build-up;
- Available different optional tank mounting seals (Tank sealing).

## DISPENSE VALVES SERIES 400

### SERIES 400 - SINGLE



1) DIFFERENT INLETS AND TANK SEALINGS ON REQUEST.

2) AVAILABLE DIFFERENT OPTIONS:

- DN 6 - WITHOUT ADJUSTER SCREW AND WITH OR WITHOUT BREATHER;
- DN 8 - WITH OR WITHOUT ADJUSTER SCREW AND WITH OR WITHOUT BREATHER;
- DN 12 - WITH ADJUSTER SCREW AND WITH OR WITHOUT BREATHER.

3) H 40 COIL - AVAILABLE FLAT TABS OR BENDED 45°/90°



MATERIALS	
VALVE BODY	PSU
PLUNGER GUIDE	STAINLESS STEEL
PLUNGER	STAINLESS STEEL
MEMBRANE	VMQ / EPDM (ON REQUEST)
SEALING	PVDF
COIL COATING	PA6 15% GF / PA66 30% GF
O-RING	VMQ

TECHNICAL DATA		
CONSTRUCTION	2/2-WAY SINGLE CHAMBER VALVE INLET NINET Y DEGREE TO THE OUT LET, DIRECT ACTING	
FUNCTION	NC (NORMALLY CLOSED)	
FITTING POSITION	COIL POINTING UPWARDS	
MEDIA	COLD AND HEATED POTABLE WATER AND PHYSICALLY AND CHEMICALLY SIMILAR MEDIA	
T - MEDIUM FLUID	98	°C
T - AMBIENT	0-45	°C
D N	6 / 8 / 12	MM
FLOW	ADJUSTABLE AT NOZZLE	
P-OPERATING	0-60	MBAR
NOMINAL VOLTAGE NOMINAL POWER	117 V - 60HZ UL	8 W
	230 V - 50 HZ	8 W
	12/24 VDC	10 W
VOLTAGE TOLERANCE	-15% / +10%	
DUTY CYCLE	50/100 %	( *)
PROTECTION TYPE	IP00	ACCORDING TO EN 60529
COIL CONNECTION	FLAT TABS 6.3X0.8	
INSULATING CLASS (COIL 117 V - 60HZ UL)	B	ACCORDING TO UL STD 429
INSULATING CLASS (OTHER VERSIONS)	ENCAPSULATED COIL CLASS B	ACCORDING TO EN 60085
	COPPER WIRE CLASS H	

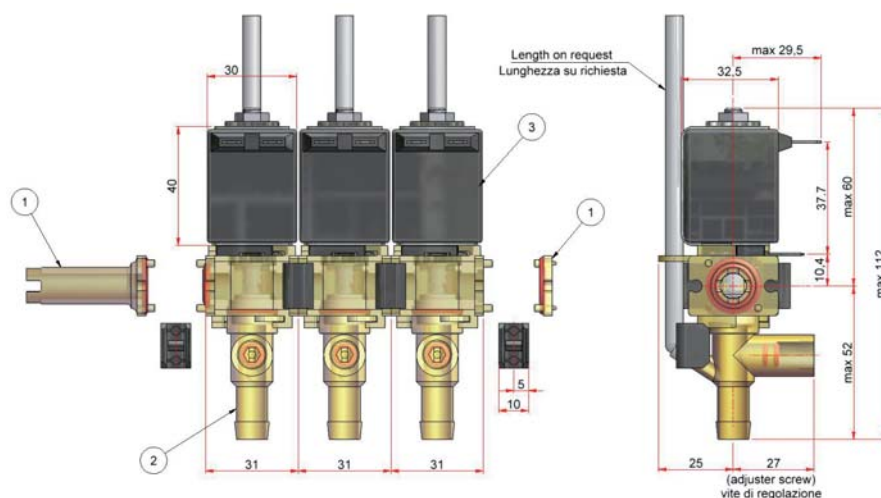
\* DEPENDING ON COIL

DUTY CYCLE:

- 50% FOR 12/24 V DC VERSIONS
- 100% FOR 117/230 V AC VERSIONS

## DISPENSE VALVES SERIES 400

### SERIES 400 - MANIFOLD



1) DIFFERENT INLETS AND TANK SEALINGS ON REQUEST.

2) AVAILABLE DIFFERENT OPTIONS:

- DN 6 - WITHOUT ADJUSTER SCREW AND WITH OR WITHOUT BREATHER;
- DN 8 - WITH ADJUSTER SCREW AND WITH OR WITHOUT BREATHER;
- DN 8 - WITHOUT ADJUSTER SCREW AND WITHOUT BREATHER.

3) H 40 COIL - AVAILABLE FLAT TABS OR BENDED 45°/ 90°



MATERIALS	
VALVE BODY	PSU
PLUNGER GUIDE	STAINLESS STEEL
PLUNGER	STAINLESS STEEL
MEMBRANE	VMQ / EPDM (ON REQUEST)
SEALING	PVDF
COIL COATING	PA6 15% GF / PA66 30% GF
O-RING	VMQ

TECHNICAL DATA		
CONSTRUCTION	2/2-WAY SINGLE CHAMBER VALVE INLET NINETY DEGREE TO THE OUTLET, DIRECT ACTING	
FUNCTION	NC (NORMALLY CLOSED)	
FITTING POSITION	COIL POINTING UPWARDS	
MEDIA	COLD AND HEATED POTABLE WATER AND PHYSICALLY AND CHEMICALLY SIMILAR MEDIA	
T - MEDIUM FLUID	98	°C
T - AMBIENT	0-45	°C
D N	6 / 8	MM
FLOW	ADJUSTABLE AT NOZZLE	
P-OPERATING	0-60	MBAR
NOMINAL VOLTAGE NOMINAL POWER	117 V - 60HZ UL	8 W
	230 V - 50 HZ	8 W
	12/24 VDC	10 W
VOLTAGE TOLERANCE	-15% / +10%	
DUTY CYCLE	50/100 %	( * )
PROTECTION TYPE	IP00	ACCORDING TO EN 60529
COIL CONNECTION	FLAT TABS 6.3X0.8	
INSULATING CLASS (COIL 117 V - 60HZ UL)	B	ACCORDING TO UL STD 429
INSULATING CLASS (OTHER VERSIONS)	ENCAPSULATED COIL CLASS B	ACCORDING TO EN 60085
	COPPER WIRE CLASS H	

### TECHNICAL DATA

- All the valves are NSF approved.
- Compliant with RoHS directive 2011/65/EU

\* DEPENDING ON COIL

DUTY CYCLE:

- 50% FOR 12/24 V DC VERSIONS
- 100% FOR 117/230 V AC VERSIONS